










Comfee' ...is how I feel!

Inverter Midwall Split Air conditioner



-  Heating and Cooling
-  WI-FI compatible (dongle additional extra)
-  Inverter Technology
-  Low Noise Operation
-  Wired Controller Compatible (additional extra)
-  **2 year warranty** on the unit and **3 year warranty** on the compressor
-  3m copper pipe kit included

Comfee Inverter Midwall Split Air conditioner

Comfee
...is how I feel!

With Comfee Inverter Midwall, you can easily control the temperature in your home. Smart and elegantly designed, with an indoor noise level of 24.0 dB(A) (on low setting) ensures a quiet operation. The unit has a wide-angle airflow ensuring perfect heating and cooling air distribution, so it always maintains a comfortable temperature. The Comfee range is backed by Fourways Group branches nationwide.



Indoor			FCMI-09	FCMI-12	FCMI-18	FCMI-24
Power supply	V-Ph-Hz		220_240V_1Ph.FREQUENCY_50HZ	220_240V_1Ph.FREQUENCY_50HZ	220_240V_1Ph.FREQUENCY_50HZ	220_240V_1Ph.FREQUENCY_50HZ
Cooling (Standard conditions)	Capacity	Btu/h	9000(4000-11000)	12000(2700-12200)	18000(4500-18500)	23000(4000-23200)
	Capacity	W	2638	3517	5275	6741
	Input	W	822(100-1250)	1141(150-1170)	1580(465-2130)	2217(300-2289)
	Current	A	3.6(0.4-5.5)	4.9(1.2-5.2)	7.6(2.0-9.5)	9.8(1.4-10.4)
	EER	W/W	3.21	3.08	3.10	3.04
Heating (Standard conditions)	Capacity	Btu/h	10000(3100-12800)	12000(2800-12700)	18500(4400-19000)	23500(4200-23800)
	Capacity	W	2931	3517	5422	6887
	Input	W	812(140-1340)	1040(380-1150)	1530(300-1810)	2120(400-2200)
	Current	A	3.6(0.6-5.8)	4.7(3.3-5.1)	6.9(2.0-8.1)	8.9(1.8-9.4)
	COP	W/W	3.61	3.38	3.54	3.25
Rated Power Input	W	2300	2300	2800	3000	
Rated Current	A	10.5	10.5	13.5	13.5	
Compressor	Capacity	W	2035/3255	2020/3245 ±3%	4385	4730
	Input	W	325/826	332/850 ±3%	1140	1250
	Rated current(RLA)	A	2.40/5.65	2.42/5.70 ±3%	7.50	8.10
Number of circuits		3	3	4	4	
Indoor air flow (Hi/Mi/Lo)	m³/h		417/319/256	600/450/350	805/640/530	970/760/620
Indoor noise level (Hi/Mi/Lo)	dB(A)		36.5/30.5/24.0	42/35/30	43/38/32.5	44.5/39/34
Indoor unit	Dimension(W*D*H)	mm	715x194x285	805x194x285	957x213x302	1040x220x327
	Packing (W*D*H)	mm	780x270x365	870x270x365	1035x295x385	1120x405x315
	Net/Gross weight	kg	7.5/9.5	8.2/10.4	10.24/13.1	12/15.4
Outdoor			FCMI-09X	FCMI-12X	FCMI-18X	FCMI-24X
Number of circuits			2	2	2	4
Outdoor air flow	m³/h		1800	1800	2500	2500
Outdoor noise level	dB(A)		55.0	55.5	56.5	55.5
Outdoor unit	Dimension(W*D*H)	mm	720x270x495	720x270x495	805x330x554	805x330x554
	Packing (W*D*H)	mm	835x300x540	835x300x540	915x370x615	915x370x615
	Net/Gross weight	kg	22.8/24.8	20.4/22.2	30.44/33	31.7/34.3
Refrigerant type	kg		R410A/0.59	R410A/0.74	R410A/1.25	R410A/1.5
Refrigerant piping	Liquid side/ Gas side	mm(inch)	6.35mm(1/4in)/9.52mm(3/8in)	6.35mm(1/4in)/12.7mm(1/2in)	6.35mm(1/4in)/12.7mm(1/2in)	9.52mm(3/8in)/15.9mm(5/8in)
	Max. refrigerant pipe length	m	25	25	30	30
	Max. difference in level	m	10	10	20	20
Connection wiring			1.5x4//	1.5x4//	1.5x4//	1.5x4//
Plug type			1.5x3/VDE	1.5x3/VDE	1.5x3/no-plug	//no-plug
Thermostat type			(IR Remote Control)	(IR Remote Control)	(IR Remote Control)	(IR Remote Control)
Room temperature	Indoor(cooling/ heating)	C°	17-32/0-30	17-32/0-30	17-32/0-30	17-32/0-30
	Outdoor(cooling/heating)	C°	0-50/-15-30	0-50/-15-24	-15-50/-15-30	0-50/-15-30

* ADDITIONAL EXTRAS

- **Wi-Fi dongle:** Model# 17310900003165
- **Wired remote:** Model# KJR-29B – 17317100000055

Comfee reserves the right to discontinue or change specifications at any time without notice and without incurring obligation. E&OE.

Comfee